


Format of Holding of Specified Securities

- 1 Name of Listed Entity : Apollo Hospitals Enterprise Limited
- 2 Scrip Code/ Name of Scrip/Class of Security : APOLLOHOSP/508869 / Apollo Hospitals Enterprise Limited / Equity
- 3 Share Holding Pattern Filed Under : Reg.31(1)(b) - for the Quarter ended 31st December 2019
- 4 Declaration : The Listed entity is required to submit the following declaration to the extent of submission of information :-

S.No.	Particulars	Yes / No	Promoter & Promoter Group	Public	Non Promoter Non Public
			Yes / No	Yes / No	Yes / No
1	Whether the Listed Entity has issued any partly paid up shares?	No	No	No	No
2	Whether the Listed Entity has issued any Convertible Securities?	No	No	No	No
3	Whether the Listed Entity has any shares against which depository receipts are issued?	Yes	No	Yes	No
4	Whether the Listed Entity has any shares in locked-in?	No	No	No	No
5	Whether any shares held by promoters are pledge or otherwise encumbered?	Yes	Yes	NA	NA
6	Whether company has equity shares with Differential Voting Rights?	No	No	No	No
7	Whether the Listed Entity has issued any Warrants?	No	No	No	No
8	Whether the Listed Entity has any significant beneficial owner?	Yes	Yes	No	No

for Apollo Hospitals Enterprise Limited



S. M. Krishnan

Vice President - Finance & Company Secretary

Table V - Statement showing Significant Beneficial Owners

S. No.	Details of the Significant Beneficial Owners				Details of the Registered Owners				Details of holding/ exercise of right of the SBO in the reporting company, whether direct or indirect*					Date of creation / acquisition of significant beneficial interest
	Name	PAN	Passport No. in case of a foreign national	Nationality	Name	PAN	Passport No. in case of a foreign national	Nationality	Shares	Voting rights	Rights on distributable dividend or any other distribution	Exercise of control	Exercise of significant influence	
1	Dr. Prathap C Reddy	AAGPP9786N		India	M/s. PCR Investments Ltd	AAACP6407D		India	3.49	3.49	3.49	No	No	27-03-1997
2	Ms. Sucharitha P Reddy	AASPS4292G		India	M/s. PCR Investments Ltd	AAACP6407D		India	5.72	5.72	5.72	No	No	27-03-1997
3	Ms. Preetha Reddy	AAEPR5656F		India	M/s. PCR Investments Ltd	AAACP6407D		India	4.27	4.27	4.27	No	No	27-03-1997
4	Ms. Suneeta Reddy	AAEPR4602H		India	M/s. PCR Investments Ltd	AAACP6407D		India	6.25	6.25	6.25	No	No	27-03-1997
5	Ms. Shobana Kamineni	AAIPK7589G		India	M/s. PCR Investments Ltd	AAACP6407D		India	4.06	4.06	4.06	No	No	27-03-1997
6	Ms. Sangita Reddy	AASPS6786K		India	M/s. PCR Investments Ltd	AAACP6407D		India	3.89	3.89	3.89	No	No	27-03-1997

for Apollo Hospitals Enterprise Limited



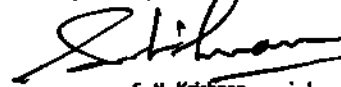
S. M. Krishnan

Vice President - Finance & Company Secretary

Table I - Summary Statement holding of specified securities

Category	Category of Shareholder	Number of Shareholders	No. of fully paid up equity shares held	No. of partly paid up equity shares held	No. of shares underlying Depository Receipts	Total nos. shares held	Shareholding as a % of total no. of shares (Calculated as per SCRP, 1957) As a % of (A+B+C2)	Number of Voting Rights held in each class of securities			No. of Shares Underlying Outstanding convertible securities (Including Warrants)	Shareholding, as a % assuming full conversion of convertible securities (as a % of diluted share capital)	No. of Locked in shares	No. of shares pledged or otherwise encumbered	No. of equity shares held in dematerialized form			
								Class equity shares	Class	Total								
(I)	(II)	(III)	(IV)	(V)	(VI)	(VII) = (IV)+(V)+(VI)	(VIII)	(IX)			(X)	(XI) = (VII)+(X) As a % of (A+B+C2)	(XII)	(XIII)	(XIV)			
								No of Voting Rights										
								Class equity shares	Class	Total	Total as a % of (A+B+C)		No. (a)	As a % of total shares held (b)	No. (a)	As a % of total shares held (b)		
(A)	Promoter & Promoter Group	23	4,28,52,663	0	0	4,28,52,663	30.80	4,28,52,663	0	4,28,52,663	30.80	0	0.00	0	0	2,88,52,257	67.33	4,28,52,663
(B)	Public	46,940	9,62,63,629	0	8,867	9,62,72,496	69.20	9,62,72,496	0	9,62,72,496	69.20	0	0.00	0	0	NA	0.00	9,39,49,091
(C)	Non Promoter- Non Public	0	0	0	0	0	0.00	0	0	0	0.00	0	0.00	0	0	NA	0.00	0
(C1)	Shares underlying DRs	0	0	0	0	0	0.00	0	0	0	0.00	0	0.00	0	0	NA	0.00	0
(C2)	Shares held by Employees Trust	0	0	0	0	0	0.00	0	0	0	0.00	0	0.00	0	0	NA	0.00	0
	Total	46,963	13,91,16,292	0	8,867	13,91,25,159	100.00	13,91,25,159	0	13,91,25,159	100.00	0	0.00	0	0	2,88,52,257	67.33	13,68,01,754

for Apollo Hospitals Enterprise Limited



S. M. Krishnan

Vice President - Finance & Company Secretary

Table II - Statement showing shareholding pattern of the Promoter and Promoter Group

S. No.	Category & Name of the Shareholders	PAN	No. of Shareholder	No. of fully paid up equity shares held	Partly paid up equity shares held	Nos. of shares underlying Depository Receipts	Total nos. shares held (VII) = (IV)+(V)+(VI)	Shareholding % Calculated as per SCRP, 1957 As a % of (A+B+C2) (VIII)	Number of Voting Rights held in each class of securities			No. of Shares Underlying Outstanding convertible securities (Including Warrants) (XI)	Shareholding, as a % assuming full conversion of convertible securities (as a % of diluted share capital) (XII) = (VII)+(XI) As a % of (A+B+C2)	No. of Locked in shares		No. of shares pledged or otherwise encumbered		No. of equity shares held in dematerialized form (XIV)
									No of Voting Rights		Total as a % of total Voting rights			No. (a)	As a % of total shares held (b)	No. (a)	As a % of total shares held (b)	
									Class equity shares	Class								
(1)	Indian																	
(a)	Individuals/Hindu undivided Family		20	1,55,56,635	0	0	1,55,56,635	11.18	1,55,56,635	1,55,56,635	11.18	0	11.18	0	0	1,19,77,350	76.99	1,55,56,635
1	Dr. Prathap C Reddy	AAGPP9786H	1	2,45,464	0	0	2,45,464	0.18	2,45,464	2,45,464	0.18	0	0.18	0	0	0	0.00	2,45,464
2	Ms. Sucharitha P Reddy	AASPS4292G	1	1,69,800	0	0	1,69,800	0.12	1,69,800	1,69,800	0.12	0	0.12	0	0	0	0.00	1,69,800
3	Ms. Preetha Reddy	AAEPR5656F	1	21,93,915	0	0	21,93,915	1.58	21,93,915	21,93,915	1.58	0	1.58	0	0	21,85,000	99.59	21,93,915
4	Ms. Sunecta Reddy	AAEPR4602H	1	39,81,695	0	0	39,81,695	2.86	39,81,695	39,81,695	2.86	0	2.86	0	0	35,50,000	89.16	39,81,695
5	Ms. Shobana Kamini	AAIPK7589G	1	22,39,952	0	0	22,39,952	1.61	22,39,952	22,39,952	1.61	0	1.61	0	0	22,35,000	99.78	22,39,952
6	Ms. Sangita Reddy	AAASP56786K	1	24,32,508	0	0	24,32,508	1.75	24,32,508	24,32,508	1.75	0	1.75	0	0	24,30,000	99.90	24,32,508
7	Mr. Karthik Anand	AAIPK7446A	1	3,30,600	0	0	3,30,600	0.24	3,30,600	3,30,600	0.24	0	0.24	0	0	0	0.00	3,30,600
8	Mr. Harshad Reddy	AAEPR7068K	1	3,20,200	0	0	3,20,200	0.23	3,20,200	3,20,200	0.23	0	0.23	0	0	0	0.00	3,20,200
9	Ms. Sindoori Reddy	AZXP50987L	1	5,18,600	0	0	5,18,600	0.37	5,18,600	5,18,600	0.37	0	0.37	0	0	0	0.00	5,18,600
10	Mr. Aditya Reddy	AAEPA4731C	1	2,10,200	0	0	2,10,200	0.15	2,10,200	2,10,200	0.15	0	0.15	0	0	0	0.00	2,10,200
11	Ms. Upasana Kamini	ARLPK5199G	1	2,17,276	0	0	2,17,276	0.16	2,17,276	2,17,276	0.16	0	0.16	0	0	0	0.00	2,17,276
12	Mr. Puansh Kamini	BXWPK5553N	1	2,12,200	0	0	2,12,200	0.15	2,12,200	2,12,200	0.15	0	0.15	0	0	0	0.00	2,12,200
13	Ms. Anusala Kamini	BDNPK5996G	1	2,59,174	0	0	2,59,174	0.19	2,59,174	2,59,174	0.19	0	0.19	0	0	0	0.00	2,59,174
14	Mr. Konda Anindith Reddy	BBOPK4349C	1	2,30,200	0	0	2,30,200	0.17	2,30,200	2,30,200	0.17	0	0.17	0	0	0	0.00	2,30,200
15	Mr. Konda Vishwajit Reddy	CEQPK7898C	1	2,22,300	0	0	2,22,300	0.16	2,22,300	2,22,300	0.16	0	0.16	0	0	0	0.00	2,22,300
16	Mr. Konda Viraj Madhav Reddy	CEQPK7897P	1	1,68,224	0	0	1,68,224	0.12	1,68,224	1,68,224	0.12	0	0.12	0	0	0	0.00	1,68,224
17	Mr. Vijay Kumar Reddy	ACKPV5876B	1	8,957	0	0	8,957	0.01	8,957	8,957	0.01	0	0.01	0	0	0	0.00	8,957
18	Mr. Dwarakath Reddy	AFDPO9806R	1	18,000	0	0	18,000	0.01	18,000	18,000	0.01	0	0.01	0	0	0	0.00	18,000
19	Mr. Anil Kamini	ADOPK8701D	1	20	0	0	20	0.00	20	20	0.00	0	0.00	0	0	0	0.00	20
20	Mr. K Vishveshwar Reddy	AFAPK2686M	1	15,77,350	0	0	15,77,350	1.13	15,77,350	15,77,350	1.13	0	1.13	0	0	15,77,350	100.00	15,77,350
(b)	Central Government/State Government(s)		0	0	0	0	0	0.00	0	0	0.00	0	0.00	0	0	0	0.00	0
(c)	Financial Institutions/Banks		0	0	0	0	0	0.00	0	0	0.00	0	0.00	0	0	0	0.00	0
(d)	Any Other Body Corporate		3	2,72,96,028	0	0	2,72,96,028	19.62	2,72,96,028	2,72,96,028	19.62	0	19.62	0	0	1,68,74,907	61.82	2,72,96,028
1	M/s. PCR Investments Ltd	AAACP6407D	1	2,72,23,124	0	0	2,72,23,124	19.57	2,72,23,124	2,72,23,124	19.57	0	19.57	0	0	1,68,74,907	61.99	2,72,23,124
2	M/s. Obul Reddy Investments Pvt Ltd	AAACO4050H	1	11,200	0	0	11,200	0.01	11,200	11,200	0.01	0	0.01	0	0	0	0.00	11,200
3	M/s. Indian Hospitals Corporation Ltd	AABC16463P	1	61,704	0	0	61,704	0.04	61,704	61,704	0.04	0	0.04	0	0	0	0.00	61,704
	Sub - Total (A)(1)		23	4,28,52,663	0	0	4,28,52,663	30.80	4,28,52,663	4,28,52,663	30.80	0	30.80	0	0	2,88,52,257	67.33	4,28,52,663
(2)	Foreign																	
(a)	Individuals(Non-Resident Individuals/Foreign Individuals)		0	0	0	0	0	0.00	0	0	0.00	0	0.00	0	0	0	0.00	0
(b)	Government		0	0	0	0	0	0.00	0	0	0.00	0	0.00	0	0	0	0.00	0
(c)	Institutions		0	0	0	0	0	0.00	0	0	0.00	0	0.00	0	0	0	0.00	0
(d)	Foreign Portfolio Investor		0	0	0	0	0	0.00	0	0	0.00	0	0.00	0	0	0	0.00	0
(e)	Any Other		0	0	0	0	0	0.00	0	0	0.00	0	0.00	0	0	0	0.00	0
	Sub - Total (A)(2)		0	0	0	0	0	0.00	0	0	0.00	0	0.00	0	0	0	0.00	0
	Total Shareholding of Promoter and Promoter Group (A)=(A)(1)+(A)(2)		23	4,28,52,663	0	0	4,28,52,663	30.80	4,28,52,663	4,28,52,663	30.80	0	30.80	0.00	0	2,88,52,257	67.33	4,28,52,663

for Apollo Hospitals Enterprises Limited



S. M. Krishnan

Vice President - Finance & Company Secretary

Table IV - Statement showing shareholding pattern of the Non Promoter - Non Public shareholder

S. No.	Category & Name of the Shareholders (I)	PAN (II)	No. of Shareholders (III)	No. of fully paid up equity shares held (IV)	No. of partly paid up equity shares held (V)	No. of shares underlying Depository Receipts (VI)	Total nos. shares held (VII) = (IV)+(V)+(VI)	Shareholding % Calculated as per SCRP, 1957 As a % of (A+B+C2) (VIII)	Number of Voting Rights held in each class of securities (IX)			No. of Shares Underlying Outstanding convertible securities (including Warrants) (X)	Total Shareholding, as a % assuming full conversion of convertible securities (as a % of diluted share capital) (XI)	No. of Locked in shares (XII)		No. of shares pledged or otherwise encumbered (XIII)		No. of equity shares held in dematerialized form (XIV)
									No of Voting Rights		Total as a % of Total Voting rights			No. (a)	As a % of total shares held (b)	No. (NA) (a)	As a % of total shares held (NA) (b)	
									Class equity shares	Class								
(1)	Custodian/DR Holder	NA	NA	NA	NA	NA	NA	NA	NA	NA	NA	NA	NA	NA	NA	NA	NA	NA
(2)	Employee Benefit Trust (under SEBI (Share based Employee Benefit) Regulations, 2014)	NA	NA	NA	NA	NA	NA	NA	NA	NA	NA	NA	NA	NA	NA	NA	NA	NA
	Total Shareholding of Promoter and Promoter Group (C)=(C)(1)+(C)(2)	NA	NA	NA	NA	NA	NA	NA	NA	NA	NA	NA	NA	NA	NA	NA	NA	NA

for Apollo Hospitals Enterprise Limited



S. M. Krishnan


Vice President - Finance & Company Secretary

31-Dec-2019

Table IIA - Unclaimed Details

Details of Shares which remain unclaimed may be given hear along with details such as number of shareholders, outstanding shares held in demat/unclaimed suspense account, voting rights are frozen etc.	
No. of shareholders	No. of Shares
Nil	Nil

for Apollo Hospitals Enterprise Limited



S. M. Krishnan

Vice President - Finance & Company Secretary

Table III - Statement showing shareholding pattern of the Public shareholder

S. No.	Category & Name of the Shareholders (I)	PAN (II)	Nos. of Shareholder (III)	No. of fully paid up equity shares held (IV)	Partly paid up equity shares held (V)	Nos. of shares underlying Depository Receipts (VI)	Total nos. shares held (VII) = (IV)+(V)+(VI)	Shareholding % Calculated as per SCRP, 1997 As a % of (A+B+C2) (VIII)	Number of Voting Rights held in each class of securities (IX)				No. of Shares Outstanding convertible securities (including Warrants) (X)	Total Shareholding, as a % assuming full conversion of convertible securities (as a % of diluted share capital) (XI)	No. of Locked in shares (XII)		No. of shares pledged or otherwise encumbered (XIII)		No. of equity shares held in dematerialized form (XIV)
									No of Voting Rights			Total as a % of Total Voting rights			No. (a)	As a % of total shares held (b)	No. (a)	As a % of total shares held (b)	
									Class equity shares	Class	Total								
(1)	Institutions																		
(a)	Mutual Funds/		81	1,12,21,844	0	0	1,12,21,844	8.07	1,12,21,844	1,12,21,844	8.07	0	8.07	0	0	NA		1,12,21,844	
1	Aditya Birla Sun Life Trustee Pvt Ltd	AAATB0102C		26,96,391	0	0	26,96,391	1.94	26,96,391	26,96,391	1.94	0	1.94	0	0	NA		26,96,391	
2	Sundaram Mutual Fund	AAATS2554B		17,28,887	0	0	17,28,887	1.24	17,28,887	17,28,887	1.24	0	1.24	0	0	NA		17,28,887	
3	ITPL	AAATL5351M		17,08,695	0	0	17,08,695	1.23	17,08,695	17,08,695	1.23	0	1.23	0	0	NA		17,08,695	
(b)	Venture Capital Funds		0	0	0	0	0	0.00	0	0	0.00	0	0.00	0	0	NA		0	
(c)	Alternate Investment Funds		1	8,500	0	0	8,500	0.01	8,500	8,500	0.01	0	0.01	0	0	NA		8,500	
(d)	Foreign Venture Capital Investors		0	0	0	0	0	0.00	0	0	0.00	0	0.00	0	0	NA		0	
(e)	Foreign Portfolio Investor		357	6,79,50,864	0	0	6,79,50,864	48.84	6,79,50,864	6,79,50,864	48.84	0	48.84	0	0	NA		6,79,50,864	
1	Schroder International Selection Fund Asian Opportunities	AAJCS6502R		39,28,809	0	0	39,28,809	2.82	39,28,809	39,28,809	2.82	0	2.82	0	0	NA		39,28,809	
2	Copthall Mauritius Investment Ltd	AAACC4303M		26,81,868	0	0	26,81,868	1.93	26,81,868	26,81,868	1.93	0	1.93	0	0	NA		26,81,868	
3	Munchener Ruckversicherungsgesellschaft Aktiengesellschaft in Munchen	AAFCM7537A		23,97,380	0	0	23,97,380	1.72	23,97,380	23,97,380	1.72	0	1.72	0	0	NA		23,97,380	
4	Veritas Funds Plc on Behalf of Veritas Asian Fund	AAFCV8725R		22,71,469	0	0	22,71,469	1.63	22,71,469	22,71,469	1.63	0	1.63	0	0	NA		22,71,469	
5	Touchstone Strategic Trust - Touchstone Sands Capital Emerging Markets Growth Fund	AACTT7505R		20,02,752	0	0	20,02,752	1.44	20,02,752	20,02,752	1.44	0	1.44	0	0	NA		20,02,752	
6	Kotak Funds - India Midcap Fund	AAGCK4148L		18,04,400	0	0	18,04,400	1.30	18,04,400	18,04,400	1.30	0	1.30	0	0	NA		18,04,400	
7	Vanguard Total International Stock Index Fund	AABTY0442N		14,88,397	0	0	14,88,397	1.07	14,88,397	14,88,397	1.07	0	1.07	0	0	NA		14,88,397	
8	Kuwait Investment Authority Fund	AAATK3858Q		14,20,155	0	0	14,20,155	1.02	14,20,155	14,20,155	1.02	0	1.02	0	0	NA		14,20,155	
(f)	Financial Institutions/Banks		17	54,54,563	0	0	54,54,563	3.92	54,54,563	54,54,563	3.92	0	3.92	0	0	NA		54,54,563	
1	Life Insurance Corporation of India	AAACL0582H		54,37,262	0	0	54,37,262	3.91	54,37,262	54,37,262	3.91	0	3.91	0	0	NA		54,37,262	
(g)	Insurance Companies		19	18,91,271	0	0	18,91,271	1.36	18,91,271	18,91,271	1.36	0	1.36	0	0	NA		18,91,271	
(h)	Provident Funds/Pension Funds		0	0	0	0	0	0.00	0	0	0.00	0	0.00	0	0	NA		0	
(i)	Any Other		0	0	0	0	0	0.00	0	0	0.00	0	0.00	0	0	NA		0	
	Sub - Total (B)(1)		475	8,65,27,042	0	0	8,65,27,042	62.19	8,65,27,042	8,65,27,042	62.19	0	62.19	0	0	NA		8,65,27,042	
(2)	Central Government/State Government(s)/President of India		1	3,23,708	0	0	3,23,708	0.23	3,23,708	3,23,708	0.23	0	0.23	0	0	NA		3,23,708	
	Sub - Total (B)(2)		1	3,23,708	0	0	3,23,708	0.23	3,23,708	3,23,708	0.23	0	0.23	0	0	NA		3,23,708	

S. No.	Category & Name of the Shareholders	PAN	Nos. of Shareholders	No. of fully paid up equity shares held	Partly paid up equity shares held	Nos. of shares underlying Depository Receipts	Total nos. (VII) = (IV)+(V)+(VI)	Shareholding % Calculated as per SCRR, 1957 As a % of (A+B+C2) (VIII)	Number of Voting Rights held in each class of securities			Total as a % of Total Voting rights	No. of Shares Underlying Outstanding convertible securities (including Warrants) (X)	Total Shareholding, as a % assuming full conversion of convertible securities (as a % of diluted share capital) (XI)	No. of Locked in shares		No. of shares pledged or otherwise encumbered	No. of equity shares held in dematerialized form		
									Class equity shares	Class	Total				(a)	(b)			(a)	(b)
(3)	Non-institutions																			
(a)	Individuals																			
	1. Individual shareholders holding nominal share capital up to Rs.2 lakhs.																			
	2. Individual shareholders holding nominal share capital in excess of Rs.2 lakhs.																			
(b)	NRFCs registered with RBI																			
(c)	Employee Trusts																			
(d)	Overseas Depositories (Holding DRs) (balancing figure)																			
(e)	Any Other																			
(e-I)	Body Corporate																			
(e-II)	Clearing Member																			
(e-III)	Employees																			
(e-IV)	Foreign Portfolio Investor (Category III)																			
(e-V)	HUF																			
(e-VI)	IEPF																			
(e-VII)	L.P.																			
(e-VIII)	Non-Resident Indian (NRI)																			
(e-IX)	Overseas Corporate Bodies																			
(e-X)	Trusts																			
(e-XI)	Undelivered or Suspense or Escrow Account																			
	Sub - Total (B)(3)																			
	Total Shareholding of Promoter and Promoter Group																			
	(B)-(B)(1)+(B)(2)+(B)(3)		46,940	9,62,63,629	0	8,867	9,62,72,496	69.20	9,62,72,496	9,62,72,496	69.20	0	69.20	0	0	NA		9,39,49,081		

for Apollo Hospitals Enterprises Limited

S. M. Krishnan

Vice President - Finance & Company Secretary

Table IIIA - Person in Concert

Details of the shareholders acting as persons in Concert including their Shareholding:			
Name of shareholder	Name of PAC	No. of shares	Holding %
SCHRODER INTERNATIONAL SELECTION FUND ASIAN OPPORTUNITIES	SCHRODER INVESTMENT MANAGEMENT	39,28,809	2.82
SCHRODER ASIAN GROWTH FUND	SCHRODER INVESTMENT MANAGEMENT	8,46,189	0.61
SCHRODER ASIAN ALPHA PLUS FUND	SCHRODER INVESTMENT MANAGEMENT	8,10,374	0.58
UNISUPER LIMITED AS TRUSTEE FOR UNISUPER	SCHRODER INVESTMENT MANAGEMENT	7,25,925	0.52
ACTIVE ASIAN EQUITY FUND	SCHRODER INVESTMENT MANAGEMENT	6,66,057	0.48
SCHRODER ASIAPACIFIC FUND PLC	SCHRODER INVESTMENT MANAGEMENT	6,52,021	0.47
VANGUARD INTERNATIONAL EXPLORER FUND	SCHRODER INVESTMENT MANAGEMENT	4,81,499	0.35
AIA SINGAPORE PRIVATE LIMITED - AIA ACORNS OF ASIA FUND EQ	SCHRODER INVESTMENT MANAGEMENT	4,69,698	0.34
DEKA INTERNATIONAL S.A. RE DEKALUXTEAM-AKTIE ASIEN	SCHRODER INVESTMENT MANAGEMENT	4,02,092	0.29
SCHRODER INTERNATIONAL SELECTION FUND ASIAN SMALLER COMPANIES	SCHRODER INVESTMENT MANAGEMENT	3,72,479	0.27
TKP INVESTMENTS BV - AEGON CUSTODY B.V. RE MM EQUITY SMALL CAP FUND	SCHRODER INVESTMENT MANAGEMENT	2,86,281	0.21
SCHRODER SMALL CAP DISCOVERY FUND	SCHRODER INVESTMENT MANAGEMENT	2,41,083	0.17
TOKIO MARINE LIFE INSURANCE SINGAPORE LTD. - PAR	SCHRODER INVESTMENT MANAGEMENT	2,22,316	0.16
BARCLAYS MULTI-MANAGER FUND PLC	SCHRODER INVESTMENT MANAGEMENT	1,75,290	0.13
SEB SICAV 2 - SEB ASIA SMALL CAPS EX JAPAN FUND	SCHRODER INVESTMENT MANAGEMENT	1,51,778	0.11
SCHRODER INTERNATIONAL SELECTION FUND GLOBAL EMERGING MARKETS SMALLER COMPANIES	SCHRODER INVESTMENT MANAGEMENT	85,711	0.06
ASIA PACIFIC REGION TRUST - ASIA EQUITY FUND 1	SCHRODER INVESTMENT MANAGEMENT	58,025	0.04
OLD MUTUAL VOYAGER GLOBAL DYNAMIC EQUITY SCHRODER FUND, A SUB-FUND OF OLD MUTUAL INVESTMENT FUNDS	SCHRODER INVESTMENT MANAGEMENT	54,817	0.04
STATE OF ALASKA RETIREMENT AND BENEFITS PLANS MANAGED BY LEGAL AND GENERAL INVESTMENT MANAGEMENT AMERICA, INC. (LGIMA)	SCHRODER INVESTMENT MANAGEMENT	22,359	0.02
SCHRODER INTERNATIONAL SELECTION FUND GLOBAL SMALLER COMPANIES	SCHRODER INVESTMENT MANAGEMENT	13,069	0.01
PUBLIC EMPLOYEES RETIREMENT ASSOCIATION OF NEW MEXICO	SCHRODER INVESTMENT MANAGEMENT	4,729	0.00
		Total	7.67

for Apollo Hospitals Enterprise Limited



S. M. Krishnan


Vice President - Finance & Company Secretary

31-Dec-2019

Table IIIB - Unclaimed Details

Details of Shares which remain unclaimed may be given here along with details such as number of shareholders, outstanding shares held in demat/unclaimed suspense account, voting rights are frozen etc.	
No. of shareholders	No. of Shares
261	1,73,734

for Apollo Hospitals Enterprise Limited



S. M. Krishnan
Vice President - Finance & Company Secretary